


DXT-21 DXT-23 DXT-25



PORTABLE TRANSMITTERS

Operation Instructions

Linear

(619) 438-7000 • FAX (619) 438-7043
USA & Canada (800) 421-1587 & (800) 392-0123
Toll Free FAX (800) 468-1340

PRODUCT DESCRIPTION

The DXT-21, DXT-23 and DXT-25 are battery powered portable transmitters designed for use with Linear's DX Format receivers. Each transmitter can be used in a limitless number of wireless remote control applications. Pressing a button on the transmitter sends a digitally coded wireless signal to its companion receiver.

The digital DX code format features over a million possible codes. The DX transmitters are precoded at the factory to unique codes, so no field coding is required. The multi-button transmitters send variations of their preset codes depending on which buttons are pressed. Transmitters can send a signal for up to 10 seconds per activation.

For versatility, *any transmitter code can be programmed into any receiver channel.* Receivers must be programmed to the transmitter code before system testing and operation. Refer to the receiver's instructions for details on programming.

Each transmitter is powered from two 3-Volt #2032 lithium batteries with an expected battery life of up to 5 years. The red test/operate indicator lights during operation and can be viewed from the front or the top of the unit. The indicator will glow dimly during operation when the batteries are below 4.5 volts. It will stop lighting altogether during operation when the batteries are below 4.5 volts.

A removable pocket clip and belt clip are provided for each transmitter. Either can be attached to the back of the transmitter allowing the unit to be clipped to shirt pocket or slid onto a belt.

The top button on each transmitter can be hidden with the top button cover supplied with each unit.

TRANSMITTER CONFIGURATIONS

DXT-21

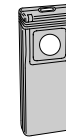
The DXT-21 is a two-button, one-code transmitter. Pressing either the round button on the transmitter's front, or the small button on the transmitter's top will send the same signal.

DXT-23

The DXT-23 is a three-button, four-code transmitter. Pressing either of the transmitter's front buttons sends codes one and two. Pressing the small button on the transmitter's top sends code three. Pressing both front buttons **together** sends code four.

DXT-25

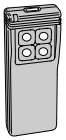
The DXT-25 is a five-button, eight-code transmitter. Pressing any of the transmitter's front buttons sends codes one through four. Holding down the small button on the transmitter's top together with pushing with any of the front buttons sends codes five through eight.



DXT-21



DXT-23

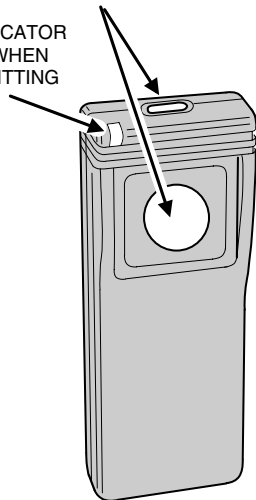


DXT-25

DXT-21 FEATURES

PRESS EITHER BUTTON TO SEND CODE 1

RED INDICATOR LIGHTS WHEN TRANSMITTING



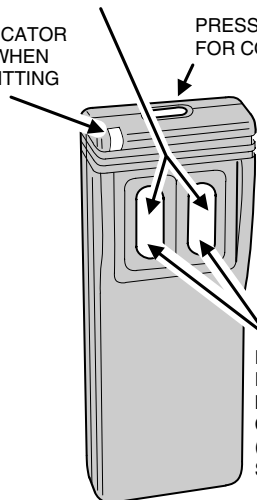
PRESS BUTTONS FOR A MINIMUM OF 2 SECONDS

DXT-23 FEATURES

PRESS LEFT BUTTON FOR CODE 1
PRESS RIGHT BUTTON FOR CODE 2

RED INDICATOR LIGHTS WHEN TRANSMITTING

PRESS TOP BUTTON FOR CODE 3



PRESS BOTH FRONT BUTTONS FOR CODE 4 (FOR ADDED SECURITY)

PRESS BUTTONS FOR A MINIMUM OF 2 SECONDS

DXT-25 FEATURES

USE TOP BUTTON AS "SHIFT" KEY, PRESS TO SELECT CODES 5, 6, 7 & 8 WITH FRONT BUTTONS

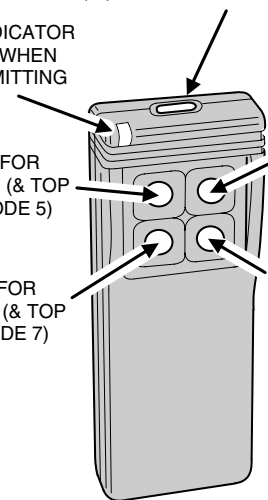
RED INDICATOR LIGHTS WHEN TRANSMITTING

PRESS FOR CODE 1 (& TOP FOR CODE 5)

PRESS FOR CODE 2 (& TOP FOR CODE 6)

PRESS FOR CODE 3 (& TOP FOR CODE 7)

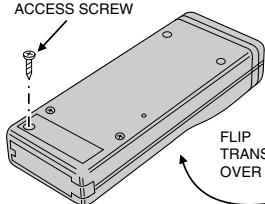
PRESS FOR CODE 4 (& TOP FOR CODE 8)



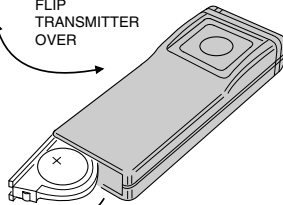
PRESS BUTTONS FOR A MINIMUM OF 2 SECONDS

BATTERY REPLACEMENT

REMOVE BATTERY ACCESS SCREW

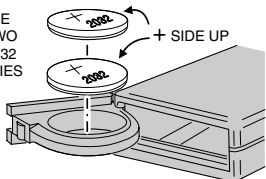


FLIP TRANSMITTER OVER



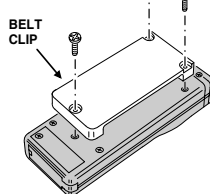
SWING BATTERY COMPARTMENT OPEN

REPLACE WITH TWO TYPE 2032 BATTERIES



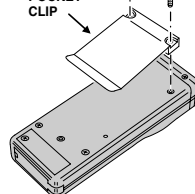
POCKET & BELT CLIP, BUTTON COVER

ATTACH WITH THREE SCREWS



BELT CLIP

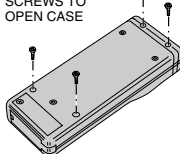
ATTACH WITH TWO SCREWS



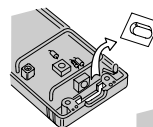
POCKET CLIP

INSTALLING TOP BUTTON COVER PLATE

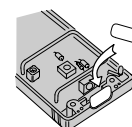
REMOVE FOUR SCREWS TO OPEN CASE



REMOVE TOP BUTTON



REPLACE WITH COVER PLATE



LINEAR LIMITED WARRANTY

This Linear product is warranted against defects in material and workmanship for twelve (12) months. The Warranty Expiration Date is labeled on the product. **This warranty extends only to wholesale customers** who buy direct from Linear or through Linear's normal distribution channels. **Linear does not warrant this product to consumers.** Consumers should inquire from their selling dealer as to the nature of the dealer's warranty, if any. **There are no obligations or liabilities on the part of Linear corporation for consequential damages arising out of or in connection with use or performance of this product or other indirect damages with respect to loss of property, revenue, or profit, or cost of removal, installation, or reinstallation.** All implied warranties, including implied warranties for merchantability and implied warranties for fitness, are valid only until Warranty Expiration Date as labeled on the product. **This Linear Corporation Warranty is in lieu of all other warranties express or implied.**

For warranty service on Linear equipment return product, at sender's expense to:
Linear Corporation Repairs Department
2580 Pioneer Avenue, Suite C
Vista, CA 92083

IMPORTANT !!!

Linear radio controls provide a reliable communications link and fill an important need in portable wireless signalling. However, there are some limitations which must be observed.

For U.S. installations only: The radios are required to comply with FCC Rules and Regulations as Part 15 devices. As such, they have limited transmitter power and therefore limited range.

A receiver cannot respond to more than one transmitted signal at a time and may be blocked by radio signals that occur on or near their operating frequencies, regardless of code settings.

Changes or modifications to the device may void FCC compliance. Infrequently used radio links should be tested regularly to protect against undetected interference or fault.

A general knowledge of radio and its vagaries should be gained prior to acting as a wholesale distributor or dealer, and these facts should be communicated to the ultimate users.